



U23 Nations Cup, Askim, Sweden

Updated: 2017-06-04 17:35

Get new pages automatically

The competition starts at 08.30

TOURNAMENT DIRECTOR: Martin Tománek (WMF YC)
TOURNAMENT OFFICER: Bengt Svensson (Askims BGK)

JURY:

Martin Tománek (WMF YC)
Philipp Lewin (YC WMF)
Erik Gustafsson (SWE)

HEAD REFEREE: Dieter Helmke (YC WMF)

Due to the low number of participating teams, the jury has made the following changes to the tournament schedule:

- (1) There is only one group of teams in the qualification rounds, no splitting to groups A and B.
- (2) On Saturday, three rounds on miniaturegolf will be played, followed by three rounds on concrete. If the sixth round ends early enough, one or two more rounds can be added to the schedule, based on agreement of all teams.
- (3) In the semifinals, 1st team in the ranking after qualification rounds will compete against 4th team and 2nd team will compete against third.

Last round has started

UPDATE 17:44: The jury has decide not to start more rounds on Saturday after round 6 is finished.

RAIN INTERRUPTIONS SUNDAY 09.18

COMPETITION STARTS AGAIN 09.28

RAIN INTERRUPTION SUNDAY 13.17

COMPETITION STARTS AGAIN 14.00

RAIN INTERRUPTION SUNDAY 14.32

JURY DECISIONS

After completing the qualification rounds, the jury has decided to cancel the semifinals and continue with 4 rounds of final matches (SWE1 vs. GER for gold, SWE2 vs. SWE3 for bronze) instead. This decision was done in regards with the bad weather forecast for Sunday afternoon and opens us a chance to have a winner generated by playing (rather than applying the supplemental rules for case of abandonment of the tournament) even in case we have to cut some rounds due to bad weather.

The jury has decided to abandon the tournament due to bad weather during the unfinished second round of finals. According to the rules paragraph 3.4 of WMF Regulation 3.5.2 - Regulations for the U23 Nations Cup, results of all lanes completed by both players in the pairings are counting into the total scores. Based on this rule, the final ranking is following:

1. Germany
2. Sweden 1
3. Sweden 3
4. Sweden 2
5. Austria

ADMONITIONS:

Ole Biegler (GER) - Round 3, Lane 8: verbal admonition (time)
Silvio Krauss (GER) - Round 6, Lane 16: verbal admonition (rules)

Result

[School Kids](#) | [Female](#) | [Male](#) | [Teams - Qualification rounds](#) | [Teams - Match for 3rd place](#) | [Teams - Final](#) | [Straight list](#) | [Lane statistics](#) | [Teams statistics](#) | [Most aces in a row](#)

Male



Rank	Name	Country	E1	E2	E3	C4	C5	C6	E7	C8	E9	C10	E11	C12	EAvg	CAvg	ESum	CSum	Diff	Tot
1	Ole Biegler	GER	23	24	28	22	27	26	21	31	23				23,8	26,5	119	106	16	225
2	Johan Rydberg	SWE	23	25	22	29	26	25	24	30	23	6	2		23,4	28,2	117	116	8	233

	3	Derice Shumilov Susoho		SWE	24	26	23	27	29	27	26	30	23	15	9	24,4	28,4	122	128	6	250
	4	Jean-Pierre Bonacker		GER	21	25	26	27	30	30	24	30	22	4	2	23,6	29,4	118	121	8	239
	5	Yannick Müller		GER	25	24	19	32	29	30	21	33	25			22,8	31,0	114	124	10	238
	6	Eric Bohlin		SWE	23	26	27	31	26	30	24	27	23	18	9	24,6	29,3	123	132	9	255
	7	Rasmus Bergqvist		SWE	24	24	23	28	34	27	23	32	26	10	5	24,0	30,6	120	131	10	251
	8	Elias Zachariassen		SWE	26	26	26	32	31	30	21	31	24			24,6	31,0	123	124	7	247
	9	Tommy Fröjd		SWE	19	25	25	33	30	31	25	33	25	10	5	23,8	32,0	119	137	9	256
	10	Andreas Ekängen		SWE	25	25	27	32	30	31	23	31	25	15	6	25,0	32,1	125	139	6	264
	11	Aapo Siurola		FIN	25	22	25	33	34	34	26	33	22	27	14	24,0	33,7	120	161	5	281
	12	Stefan Lochmahr		AUT	33	24	26	34	31	32	22	35	24	27	15	25,8	32,9	129	159	15	288
	13	Justin Baumann		AUT	23	25	30	34	36	32	31	33	27	27	14	27,2	33,9	136	162	12	298

[School Kids](#) | [Female](#) | [Male](#) | [Teams - Qualification rounds](#) | [Teams - Match for 3rd place](#) | [Teams - Final](#) | [Straight list](#) | [Lane statistics](#) | [Teams statistics](#) | [Most aces in a row](#)

School Kids

Rank	Name	Country	E1	E2	E3	C4	C5	C6	E7	C8	E9	C10	E11	C12	EAvg	CAvg	ESum	CSum	Diff	Tot
1	Lukas Larsson		SWE	20	23	19	29	27	27	21	29	23			21,2	28,0	106	112	6	218
2	Silvio Krauss		GER	23	28	21	29	32	30	25	26	21	20	14	23,6	28,7	118	137	13	255
3	Alexander Njord		SWE	28	25	22	24	31	26	24	26	26	14	7	25,0	27,6	125	121	13	246
4	Florian Haberl		AUT	27	26	28	37	30	27	26	32	25	25	14	26,4	31,6	132	151	13	283

[School Kids](#) | [Female](#) | [Male](#) | [Teams - Qualification rounds](#) | [Teams - Match for 3rd place](#) | [Teams - Final](#) | [Straight list](#) | [Lane statistics](#) | [Teams statistics](#) | [Most aces in a row](#)

Female

Rank	Name	Country	E1	E2	E3	C4	C5	C6	E7	C8	E9	C10	E11	C12	EAvg	CAvg	ESum	CSum	Diff	Tot
1	Jennifer Göransson		SWE	25	25	25	28	28	32	25	30	24			24,8	29,5	124	118	5	242
2	Melanie Jurgeleit		GER	28	26	25	34	29	33	24	30	22			25,0	31,5	125	126	11	251
3	Elisabeth Brandt		SWE	26	25	23	33	28	32	25	33	24	15	7	24,6	32,1	123	141	8	264
4	Felicia Vikström		SWE	29	35	25	31	32	29	25	35	23	17	6	27,4	33,2	137	144	18	281

[School Kids](#) | [Female](#) | [Male](#) | [Teams - Qualification rounds](#) | [Teams - Match for 3rd place](#) | [Teams - Final](#) | [Straight list](#) | [Lane statistics](#) | [Teams statistics](#) | [Most aces in a row](#)



TEAMS



Qualification rounds



Rank	Team	R1	R2	R3	R4	R5	R6	R7	R8	Avg	Total	Points
1	Sweden 1	68	73	66	86	81	82	66	89	25,5	611	54
2	Germany	69	73	70	81	85	86	66	91	25,9	621	45
3	Sweden 2	75	75	70	83	89	82	71	85	26,3	630	36
4	Sweden 3	68	75	71	92	87	89	73	94	27,0	649	23
5	Austria	83	75	84	105	97	91	79	100	29,8	714	2

Rank	Team	R1	R2	R3	R4	R5	R6	R7	R8	EAvg	CAvg	Total
1	Sweden 1											
		23	25	22	29	26	25	24	30	23,4	28,2	204
		25	25	25	28	28	32	26	30	24,8	29,5	218
		20	23	19	29	27	27	21	29	21,2	28,0	195
		26	26	26	32	34	30	21	34	24,6	31,0	223
		68	73	66	86	81	82	66	89	25,5	611	
	Points	7	7	8	4	8	7	7	6	54		

Rank	Team	R1	R2	R3	R4	R5	R6	R7	R8	EAvg	CAvg	Total
2	Germany											
		21	25	26	27	30	30	24	30	23,6	29,4	213
		28	26	25	34	29	33	24	30	25,0	31,5	229
		25	24	19	32	29	30	21	33	22,8	31,0	213
		23	24	28	22	27	26	21	31	23,8	26,5	202
		69	73	70	81	85	86	66	91	25,9	621	
	Points	4	7	5	8	6	4	7	4	45		

	3  Sweden 2	R1	R2	R3	R4	R5	R6	R7	R8	EAvg	CAvg	Total
	Eric Bohlin	23	26	27	34	26	30	24	27	24,6	29,3	214
	Alexander Njord	28	25	22	24	31	26	24	26	25,0	27,6	206
	Felicia Vikström	29	35	25	31	32	29	25	35	27,4	33,2	241
	Rasmus Bergqvist	24	24	23	28	34	27	23	32	24,0	30,6	215
	Points	2	2	5	6	2	7	4	8	36		



	4  Sweden 3	R1	R2	R3	R4	R5	R6	R7	R8	EAvg	CAvg	Total
	Derice Shumilov Susoho	24	26	23	27	29	27	26	30	24,4	28,4	212
	Elisabeth Brandt	26	25	23	33	28	32	25	33	24,6	32,1	225
	Andreas Ekängen	25	25	27	32	30	31	23	31	25,0	32,1	224
	Tommy Fröjd	19	25	25	33	30	31	25	33	23,8	32,0	221
	Points	7	2	2	2	4	2	2	2	23		





	5  Austria	R1	R2	R3	R4	R5	R6	R7	R8	EAvg	CAvg	Total
	Stefan Lochmahr	33	24	26	34	31	32	22	35	25,8	32,9	237
	Justin Baumann	23	25	30	34	36	32	31	33	27,2	33,9	244
	Florian Haberl	27	26	28	37	30	27	26	32	26,4	31,6	233
	Points	0	2	0	0	0	0	0	0	2		

[School Kids](#) | [Female](#) | [Male](#) | [Teams - Qualification rounds](#) | [Teams - Match for 3rd place](#) | [Teams - Final](#) | [Straight list](#) | [Lane statistics](#) | [Teams statistics](#) | [Most aces in a row](#)

TEAMS

Match for 3rd place



Rank	Team	R9	R10	R11	R12	Avg	Total
1	 Sweden 3	97	55 ²⁷			27,6	152 ⁹⁹
2	 Sweden 2	98	59 ²⁷			28,5	157 ⁹⁹



	1  Sweden 3	R9	R10	R11	R12	EAvg	CAvg	Total
	Derice Shumilov Susoho	23	15 ⁹			24,4	28,4	38
	Elisabeth Brandt	24	15 ⁷			24,6	32,1	39
	Andreas Ekängen	25	15 ⁶			25,0	32,1	40
	Tommy Fröjd	25	10 ⁵			23,8	32,0	35
	Points	97	55 ²⁷			27,6		152
	2  Sweden 2	R9	R10	R11	R12	EAvg	CAvg	Total
	Eric Bohlin	23	18 ⁹			24,6	29,3	41
	Alexander Njord	26	14 ⁷			25,0	27,6	40
	Felicia Vikström	23	17 ⁶			27,4	33,2	40
	Rasmus Bergqvist	26	10 ⁵			24,0	30,6	36
	Points	98	59 ²⁷			28,5		157

[School Kids](#) | [Female](#) | [Male](#) | [Teams - Qualification rounds](#) | [Teams - Match for 3rd place](#) | [Teams - Final](#) | [Straight list](#) | [Lane statistics](#) | [Teams statistics](#) | [Most aces in a row](#)

TEAMS

Final

Rank	Team	R9	R10	R11	R12	Avg	Total
1	 Germany	92	4 ²			23,4	96 ⁷⁴
2	 Sweden 1	94	6 ²			24,3	100 ⁷⁴

	1  Germany	R9	R10	R11	R12	EAvg	CAvg	Total
	Jean-Pierre Bonacker	22	4 ²			23,6	29,4	26
	Melanie Jurgeleit	22				25,0	31,5	22
	Yannick Müller	25				22,8	31,0	25
	Ole Biegler	23				23,8	26,5	23
	Points	92	4 ²			23,4		96

2  Sweden 1		R9	R10	R11	R12	EAvg	CAvg	Total
	Johan Rydberg	23	6	2		23,4	28,2	29
	Jennifer Göransson	24				24,8	29,5	24
	Lukas Larsson	23				21,2	28,0	23
	Elias Zachariassen	24				24,6	31,0	24
		94	6	2		24,3		100

[School Kids](#) | [Female](#) | [Male](#) | [Teams - Qualification rounds](#) | [Teams - Match for 3rd place](#) | [Teams - Final](#) | [Straight list](#) | [Lane statistics](#) | [Teams statistics](#) | [Most aces in a row](#)

This tournament is administrated by [Bangolf Arena](#) version 2.1