

WMF Gold Sponsors



SEC Portel 2018

Updated: 2018-08-10 19:16

Get new pages automatically

Referees:

Wil van Disseldorp (Head) (NED)
Peter Burri (SUI)
Henrique Sousa (POR)

Jury:

Daniel Langenes (Head) (SWE)
Karl Lakos (AUT)
Joonatan Reunavuori (FIN)

Verbal Admonitions

Markus Janssen, 1st round, lane 5, MisBehaviour
Katrin Nydegger, 2nd round, lane 12, Time
(Coach) Svihel Ladislav, 1st round, Other: Cell Phone
Markus Sommer, 6th round, lane 13, MisBehaviour
Ari Ahrenberg, 8th round, lane 17, MisBehaviour

Files

Matchplay Lanes: [Click Here](#)

Day 1: [Starting Order - Course A](#) - [Starting Order - Course B](#)

Day 2: [Starting Order - Course A](#) - [Starting Order - Course B](#)

Day 3: [Starting Order - Course A & B](#)






























Day 3: [Starting Order - Strokeplay Final](#)

[Click Here to see the Matchplay Finals](#)

Result

[Sénior Masculino](#) | [Sénior Feminino](#) | [Teams - Séniores Masculinos](#) | [Teams - Séniores Femininos](#) | [Straight list](#) | [Lane statistics](#) | [Teams statistics](#) | [Most aces in a row](#)


























Sénior Masculino

Rank	Name	Country	F1	E2	F3	E4	F5	E6	F7	E8	F9	E10	F11	E12	FAvg	EAvg	FSum	ESum	Diff	Tot
1	 Fredrik Wallin	 SWE	36	25	31	22	30	24	32	26	32	23	32	25	32,2	24,2	193	145	10	338
2	 Stefan Viberg	 SWE	33	23	34	22	37	22	32	22	30	28	36	21	33,7	23,0	202	138	14	340
3	 Josef Vozar	 CZE	32	26	37	24	34	25	36	22	30	21	33	20	33,7	23,0	202	138	13	340
4	 Roman Kobisch	 GER	31	24	38	23	32	22	32	23	34	23	39	21	34,3	22,7	206	136	11	342
5	 Magnus Westerberg	 SWE	39	23	35	24	34	25	31	24	32	24	32	23	33,8	23,8	203	143	10	346
6	 Tim Clasen	 GER	36	21	37	26	32	21	32	22	37	23	35	24	34,8	22,8	209	137	10	346
7	 Robert Hahn	 GER	35	24	37	21	36	22	41	21	37	21	32	21	36,3	21,7	218	130	12	348
8	 Mikael Karlsson	 SWE	34	22	37	25	35	26	32	22	35	20	35	26	34,7	23,5	208	141	11	349
9	 Daniel Agren	 SWE	31	22	33	28	37	25	34	21	38	24	36	22	34,8	23,7	209	142	14	351
10	 Markus Janssen	 GER	35	23	39	25	37	22	33	23	36	20	39	20	36,5	22,2	219	133	11	352
11	 Magnus Martensson	 SWE	31	26	43	21	39	27	36	24	29	23	31	25	34,8	24,3	209	146	20	355
12	 Harald Exl	 AUT	34	24	37	20	42	21	38	23	38	23	36	22	37,5	22,2	225	133	12	358
13	 Anton Wechselberger	 AUT	34	28	36	25	32	22	44	24	36	20	34	23	36,0	23,7	216	142	20	358
14	 Jiri Rimpler	 CZE	35	26	38	23	36	21	40	24	31	26	41	22	36,8	23,7	221	142	15	363
15	 Stanislav Stanek	 CZE	35	23	38	23	41	23	39	19	36	22	43	24	38,7	22,3	232	134	13	366

Strokeplay Final - 15 players + players with same result continues after round 10

	16	Reinhard Schuster		AUT	37	27	33	22	34	24	39	25	38	23	36,2	24,2	181	121	11	302
	17	Robert Kullick		GER	42	21	40	24	37	22	40	22	34	20	38,6	21,8	193	109	12	302
	18	Dirk Otten		GER	38	21	38	22	39	26	42	19	35	24	38,4	22,4	192	112	14	304
	19	Egon Stingl		AUT	37	23	39	26	37	24	37	22	39	21	37,8	23,2	189	116	7	305
	20	Jukka Reunavuori		FIN	35	24	36	24	34	26	40	23	38	25	36,6	24,4	183	122	9	305
	21	Kamil Rous		CZE	35	26	38	27	37	24	33	24	36	27	35,8	25,6	179	128	8	307
	22	Luca Gavazzi		ITA	40	23	40	22	34	27	38	24	35	24	37,4	24,0	187	120	11	307
	23	Remo Arnold		SUI	32	25	40	25	36	23	42	26	33	25	36,6	24,8	183	124	13	307
	24	Adriano Steiner		AUT	37	21	41	22	35	26	44	22	36	23	38,6	22,8	193	114	14	307
	25	Morgan Munter		SWE	42	29	38	22	32	26	37	25	34	22	36,6	24,8	183	124	17	307
	26	Jan Metys		CZE	43	22	40	22	40	20	38	23	34	26	39,0	22,6	195	113	15	308
	27	Michael Neuland		GER	42	21	47	27	39	23	34	23	34	21	39,2	23,0	196	115	19	311
	28	Jaroslav Rehak		CZE	42	21	48	24	30	25	41	25	35	21	39,2	23,2	196	116	22	312
	29	Marko Nuotio		FIN	40	22	37	24	43	23	45	23	34	24	39,8	23,2	199	116	13	315
	30	Jori Pasanen		FIN	40	27	40	27	30	27	37	27	39	25	37,2	26,6	186	133	12	319
	31	Ewald Locher		SUI	38	34	38	23	41	21	40	22	38	24	39,0	24,8	195	124	16	319
	32	Curt Jurgens		AUT	42	23	41	27	42	24	43	23	34	21	40,4	23,6	202	118	15	320
Matchplay Qualification - 32 players continues after round 10																				
	33	Martin Eicher		SUI	37	25	42	26	40	24	47	24	34	23	40,0	24,4	200	122	16	322
	34	Roger Anderegg		SUI	37	23	43	28	41	23	47	24	38	22	41,2	24,0	206	120	16	326
	35	Reinhard Zengaffinen		SUI	36	30	43	20	40	24	38	25	45	25	40,4	24,8	202	124	19	326
	36	Jean-Pierre Jacob		BEL	36	25	41	28	39	25	39	23	47	24	40,4	25,0	202	125	16	327
	37	António Pinto		POR	34	25	48	28	34	25	43	24	39	27	39,6	25,8	198	129	18	327
	38	Luciano Galbiati		ITA	39	24	36	23	38	28	46	25	41	29	40,0	25,8	200	129	16	329
	39	Vittorio Bandera		ITA	42	31	39	29	41	21	41	23	36	26	39,8	26,0	199	130	16	329
	40	Christian Kuhni		SUI	34	25	35	25	37	27	55	28	39	25	40,0	26,0	200	130	24	330
	41	Hermann Turtcher		AUT	44	28	43	22	41	24	48	20	38	23	42,8	23,4	214	117	18	331
	42	Petr Vleck		CZE	39	28	50	27	39	27	37	22	39	28	40,8	26,4	204	132	19	336
	43	Claudio Calabrese		ITA	46	28	43	29	32	28	41	26	46	24	41,6	27,0	208	135	19	343
	44	Guido Mattaini		ITA	40	28	45	23	41	32	42	23	44	31	42,4	27,4	212	137	14	349
	45	Armino Costa		POR	41	27	46	25	44	27	52	23	40	26	44,6	25,6	223	128	16	351
	46	Gianni Montauti		ITA	40	24	45	30	44	25	44	29	49	27	44,4	27,0	222	135	15	357
	47	Erwin Hansen		BEL	42	27	46	27	48	24	50	30	36	28	44,4	27,2	222	136	20	358
	48	Juha-Petri Kujansuu		FIN	40	31	43	28	53	23	45	33	43	30	44,8	29,0	224	145	23	369
	49	Markus Sommer		SUI	45	22	42	28	58	33	44	29	43	25	46,4	27,4	232	137	27	369
	50	Eduardo Salazar		POR	43	30	41	27	48	29	52	26	46	28	46,0	28,0	230	140	15	370
	51	Ari Ahrenberg		FIN	49	23	49	28	47	35	49	23	41	30	47,0	27,8	235	139	20	374
	52	Maurice Quintin		BEL	54	30	49	28	39	28	38	30	48	34	45,6	30,0	228	150	22	378
	53	Sebastião Campos		POR	41	36	38	33	43	25	49	27	59	31	46,0	30,4	230	152	32	382
	54	Jyri Rantanen		FIN	43	33	48	24	45	30	51	27	55	30	48,4	28,8	242	144	21	386
	55	Luís Pinto		POR	59	28	51	28	43	34	48	24	44	32	49,0	29,2	245	146	26	391
	56	Gianfranco Rota		BEL	43	26	58	30	48	31	56	31	37	32	48,4	30,0	242	150	27	392
	57	Timo Kammonen		FIN	58	33	53	29	46	30	52	26	48	26	51,4	28,8	257	144	19	401
	58	Belarmino Soares		POR	54	44	60	28	43	35	48	30	43	35	49,6	34,4	248	172	33	420
	59	Detlef Wagner		BEL	42	33	62	30	64	33	49	24	55	32	54,4	30,4	272	152	31	424
	60	Ananias Quintano		POR											0,0	0,0	0	0	0	0 Did not start









Sénior Feminino









Rank	Name	Country	F1	E2	F3	E4	F5	E6	F7	E8	F9	E10	F11	E12	FAvg	EAvg	FSum	ESum	Diff	Tot
1	 Alice Kobisch	 GER	36	20	40	24	36	20	35	23	36	24	33	26	36,0	22,8	216	137	13	353
2	 Linda Lundberg	 SWE	34	25	37	22	34	26	32	24	33	25	39	24	34,8	24,3	209	146	11	355
3	 Alexandra v. d. Knesebeck	 GER	40	21	32	24	37	21	43	27	37	23	32	22	36,8	23,0	221	138	17	359
4	 Claudia Schuster	 AUT	47	20	43	30	40	21	32	23	40	25	33	21	39,2	23,3	235	140	25	375
5	 Sabine Hammerschmidt	 GER	41	24	42	22	37	25	36	27	39	21	39	27	39,0	24,3	234	146	12	380
6	 Annelie Lundell	 SWE	39	26	43	25	34	25	38	27	39	26	32	26	37,5	25,8	225	155	13	380
7	 Claudia Anderegg	 SUI	40	26	39	28	33	27	44	24	35	30	42	22	38,8	26,2	233	157	19	390
8	 Nicole Warnecke	 GER	41	28	43	27	45	24	40	22	39	23	38	22	41,0	24,3	246	146	13	392
9	 Tuula Morck	 FIN	38	33	44	28	39	31	37	23	35	26	38	34	38,5	29,2	231	175	20	406
Strokeplay Final - 9 players + players with same result continues after round 10																				
10	 Johanna Knotzer	 AUT	42	25	43	27	41	27	40	26	42	26			41,6	26,2	208	131	5	339
11	 Bernice Thors	 SWE	34	27	39	27	46	23	45	26	40	32			40,8	27,0	204	135	21	339
12	 Eva Reilander	 AUT	42	27	42	25	41	31	43	24	42	23			42,0	26,0	210	130	10	340
13	 Carina Smeds	 FIN	42	27	44	26	40	24	46	30	41	25			42,6	26,4	213	132	12	345
14	 Anna Rotzer	 SUI	51	34	36	23	39	33	41	31	35	23			40,4	28,8	202	144	27	346
15	 Katrin Nydegger	 SUI	43	27	42	25	42	27	43	28	45	26			43,0	26,6	215	133	6	348
16	 Inger Eriksson	 SWE	43	34	38	25	44	28	49	26	37	27			42,2	28,0	211	140	21	351
Matchplay Qualification - 16 players continues after round 10																				
17	 Juventina Silva	 POR	53	28	45	26	50	22	47	24	38	23			46,6	24,6	233	123	21	356
18	 Angelika Heyl	 AUT	44	24	49	27	52	24	51	27	43	26			47,8	25,6	239	128	12	367
19	 Fernanda Costa	 POR	57	25	42	28	49	29	44	26	46	29			47,6	27,4	238	137	19	375
20	 Seija Bjork	 FIN	49	30	50	27	47	25	46	30	43	30			47,0	28,4	235	142	12	377
21	 Ildiko Kincses	 HUN	56	30	57	33	40	26	54	27	50	29			51,4	29,0	257	145	24	402
22	 Kristiina Andreasson	 FIN	61	27	50	33	54	30	44	30	55	32			52,8	30,4	264	152	23	416
23	 Beatrice Jacob	 BEL	44	48	50	32	50	33	47	26	57	34			49,6	34,6	248	173	35	421
24	 Joy Hansen	 BEL	45	36	60	41	53	30	51	35	63	32			54,4	34,8	272	174	29	446
25	 Fernanda Manso	 POR	61	28	63	35									62,0	31,5	124	63	9	187 Did not finish

[Sénior Masculino](#) | [Sénior Feminino](#) | [Teams - Séniores Masculinos](#) | [Teams - Séniores Femininos](#) | [Straight list](#) | [Lane statistics](#) | [Teams statistics](#) | [Most aces in a row](#)









TEAMS

Séniores Masculinos

Rank	Team	R1	R2	R3	R4	R5	R6	R7	R8	Avg	Total
1	 Sweden	204	141	213	142	212	149	196	139	29,1	1396
2	 Germany	217	134	236	144	213	135	220	130	29,8	1429
3	 Czech Republic	222	144	239	143	218	138	227	137	30,6	1468
4	 Austria	223	151	229	137	221	141	250	136	31,0	1488
5	 Switzerland	222	159	241	149	253	142	269	149	33,0	1584
6	 Italy	247	158	248	156	230	161	252	150	33,4	1602
7	 Finland	247	160	253	155	252	164	267	156	34,5	1654
8	 Portugal	269	190	284	169	255	175	292	154	37,3	1788

Rank	Team	R1	R2	R3	R4	R5	R6	R7	R8	FAvg	EAvg	Total	
1	 Sweden (2 substitutions)												
	 Magnus Westerberg	39	23	35	24	34	25	31	24	33,8	23,8	235	
	 Fredrik Wallin	36	25	31	22	30	24	32	26	32,2	24,2	226	
	 Stefan Viberg	33	23	34	22	37	22	32	22	33,7	23,0	225	
	 Mikael Karlsson	34	22	37	25	35	26	32	22	34,7	23,5	233	
	 Magnus Martensson	31	26	43	21	39	27	36	24	34,8	24,3	247	
	 Daniel Agren	31	22	33	28	37	25	32	17 o	21 i	34,8	23,7	229
	 Morgan Munter							1	1 i	o	36,6	24,8	1
		204	141	213	142	212	149	196	139	29,1	1396		





2  Germany (1 substitute)		R1	R2	R3	R4	R5	R6	R7	R8	FAvg	EAvG	Total			
	Dirk Otten	38	21	38	22	39	26	42	19	38,4	22,4	245			
	Robert Hahn	35	24	37	21	36	22	41	21	36,3	21,7	237			
	Tim Clasen	36	21	37	26	32	21	32	22	34,8	22,8	227			
	Roman Kobisch	31	24	38	23	32	22	32	23	34,3	22,7	225			
	Michael Neuland	42	21	47	27	o				39,2	23,0	137			
	Markus Janssen	35	23	39	25	37	22	33	23	36,5	22,2	237			
	Robert Kullick					i	37	22	40	22	38,6	21,8	121		
	217	134	236	144	213	135	220	130		29,8		1429			
3  Czech Republic (0 substitutions)		R1	R2	R3	R4	R5	R6	R7	R8	FAvg	EAvG	Total			
	Josef Vozar	32	26	37	24	34	25	36	22	33,7	23,0	236			
	Jiri Rimpler	35	26	38	23	36	21	40	24	36,8	23,7	243			
	Jan Metys	43	22	40	22	40	20	38	23	39,0	22,6	248			
	Jaroslav Rehak	42	21	48	24	30	25	41	25	39,2	23,2	256			
	Stanislav Stanek	35	23	38	23	41	23	39	19	38,7	22,3	241			
	Kamil Rous	35	26	38	27	37	24	33	24	35,8	25,6	244			
	Petr Vlcek														
	222	144	239	143	218	138	227	137		30,6		1468			
4  Austria (2 substitutions)		R1	R2	R3	R4	R5	R6	R7	R8	FAvg	EAvG	Total			
	Harald Exl	34	24	37	20	42	21	38	23	37,5	22,2	239			
	Anton Wechselberger	34	28	36	25	32	22	44	24	36,0	23,7	245			
	Egon Stingl	37	23	39	26	37	24	37	22	37,8	23,2	245			
	Hermann Turtcher	44	28	43	22	41	24	39	14	o	20	i	42,8	23,4	261
	Adriano Steiner	37	21	41	22	35	26	44	22	38,6	22,8	248			
	Reinhard Schuster	37	27	33	22	34	24	39	25	36,2	24,2	241			
	Curd Jurgens								9	4	i	o	40,4	23,6	9
	223	151	229	137	221	141	250	136		31,0		1488			
5  Switzerland (1 substitute)		R1	R2	R3	R4	R5	R6	R7	R8	FAvg	EAvG	Total			
	Reinhard Zengaffinen	36	30	43	20	40	24	38	25	40,4	24,8	256			
	Markus Sommer	45	22	42	28	58	o			46,4	27,4	195			
	Christian Kuhni	34	25	35	25	37	27	55	28	40,0	26,0	266			
	Ewald Locher	38	34	38	23	41	21	40	22	39,0	24,8	257			
	Roger Anderegg	37	23	43	28	41	23	47	24	41,2	24,0	266			
	Remo Arnold	32	25	40	25	36	23	42	26	36,6	24,8	249			
	Martin Eicher						i	24	47	24	40,0	24,4	95		
	222	159	241	149	253	142	269	149		33,0		1584			
6  Italy (0 substitutions)		R1	R2	R3	R4	R5	R6	R7	R8	FAvg	EAvG	Total			
	Vittorio Bandera	42	31	39	29	41	21	41	23	39,8	26,0	267			
	Luciano Galbiati	39	24	36	23	38	28	46	25	40,0	25,8	259			
	Claudio Calabrese	46	28	43	29	32	28	41	26	41,6	27,0	273			
	Gianni Montauti	40	24	45	30	44	25	44	29	44,4	27,0	281			
	Guido Mattaini	40	28	45	23	41	32	42	23	42,4	27,4	274			
	Luca Gavazzi	40	23	40	22	34	27	38	24	37,4	24,0	248			
	Luca Gavazzi														
	247	158	248	156	230	161	252	150		33,4		1602			
7  Finland (0 substitutions)		R1	R2	R3	R4	R5	R6	R7	R8	FAvg	EAvG	Total			
	Jukka Reunavuori	35	24	36	24	34	26	40	23	36,6	24,4	242			
	Marko Nuotio	40	22	37	24	43	23	45	23	39,8	23,2	257			
	Juha-Petri Kujansuu	40	31	43	28	53	23	45	33	44,8	29,0	296			
	Jyri Rantanen	43	33	48	24	45	30	51	27	48,4	28,8	301			
	Ari Ahrenberg	49	23	49	28	47	35	49	23	47,0	27,8	303			
	Jori Pasanen	40	27	40	27	30	27	37	27	37,2	26,6	255			
	Timo Kammonen														
	247	160	253	155	252	164	267	156		34,5		1654			

8  Portugal (1 substitute)		R1	R2	R3	R4	R5	R6	R7	R8	FAvg	EAvg	Total
	Ananias Quintano											
	Sebastião Campos	41	36	38	33	43	25	49	27	46,0	30,4	292
	António Pinto	34	25	48	28	34	25	43	24	39,6	25,8	261
	Eduardo Salazar	43	30	41	27	48	29	52	26	46,0	28,0	296
	Armindo Costa	41	27	46	25	44	27	52	23	44,6	25,6	285
	Belarmino Soares	54	44	60	28	43	35	48	30	49,6	34,4	342
	Luís Pinto	56 i	28	51	28	43	34	48	24	49,0	29,2	312
		269	190	284	169	255	175	292	154	37,3		1788





[Sénior Masculino](#) | [Sénior Feminino](#) | [Teams - Séniores Masculinos](#) | [Teams - Séniores Femininos](#) | [Straight list](#) | [Lane statistics](#) | [Teams statistics](#) | [Most aces in a row](#)

TEAMS

Séniores Femininos

Rank	Team	R1	R2	R3	R4	R5	R6	R7	R8	Avg	Total
1	 Germany	117	69	115	75	119	66	114	77	31,3	752
2	 Sweden	107	78	119	74	114	74	115	77	31,6	758
3	 Austria	133	69	135	84	133	72	123	76	34,4	825
4	 Switzerland	134	87	117	76	114	87	128	83	34,4	826
5	 Finland	129	90	138	81	126	80	129	83	35,7	856
6	 Portugal	171	81	150	89	99 36	51 36	91 36	50 36	39,1	782 360

1  Germany (1 substitute)		R1	R2	R3	R4	R5	R6	R7	R8	FAvg	EAvg	Total
	Nicole Warnecke	41	28	43	27	17 5 o				41,0	24,3	156
	Alexandra v. d. Knesebeck	40	21	32	24	37	21	43	27	36,8	23,0	245
	Alice Kobisch	36	20	40	24	36	20	35	23	36,0	22,8	234
	Sabine Hammerschmidt					29 13 i	25	36	27	39,0	24,3	117
		117	69	115	75	119	66	114	77	31,3	752	
2  Sweden (0 substitutions)		R1	R2	R3	R4	R5	R6	R7	R8	FAvg	EAvg	Total
	Linda Lundberg	34	25	37	22	34	26	32	24	34,8	24,3	234
	Annelie Lundell	39	26	43	25	34	25	38	27	37,5	25,8	257
	Bernice Thors	34	27	39	27	46	23	45	26	40,8	27,0	267
	Inger Eriksson											
		107	78	119	74	114	74	115	77	31,6	758	
3  Austria (0 substitutions)		R1	R2	R3	R4	R5	R6	R7	R8	FAvg	EAvg	Total
	Johanna Knotzer	42	25	43	27	41	27	40	26	41,6	26,2	271
	Angelika Heyl	44	24	49	27	52	24	51	27	47,8	25,6	298
	Claudia Schuster	47	20	43	30	40	21	32	23	39,2	23,3	256
	Eva Reilander											
		133	69	135	84	133	72	123	76	34,4	825	
4  Switzerland (0 substitutions)		R1	R2	R3	R4	R5	R6	R7	R8	FAvg	EAvg	Total
	Katrin Nydegger	43	27	42	25	42	27	43	28	43,0	26,6	277
	Anna Rotzer	51	34	36	23	39	33	41	31	40,4	28,8	288
	Claudia Anderegg	40	26	39	28	33	27	44	24	38,8	26,2	261
		134	87	117	76	114	87	128	83	34,4	826	
5  Finland (0 substitutions)		R1	R2	R3	R4	R5	R6	R7	R8	FAvg	EAvg	Total
	Seija Bjork	49	30	50	27	47	25	46	30	47,0	28,4	304
	Tuula Morck	38	33	44	28	39	31	37	23	38,5	29,2	273
	Carina Smeds	42	27	44	26	40	24	46	30	42,6	26,4	279
	Kristiina Andreasson											
		129	90	138	81	126	80	129	83	35,7	856	

6  Portugal (0 substitutions)		R1	R2	R3	R4	R5	R6	R7	R8	FAvg	EAvg	Total
	Juventina Silva	53	28	45	26	50	22	47	24	46,6	24,6	295
	Fernanda Manso	61	28	63	35					62,0	31,5	187
	Fernanda Costa	57	25	42	28	49	29	44	26	47,6	27,4	300
		171	81	150	89	99 36	51 36	91 36	50 36	39,1		782

[Sénior Masculino](#) |
 [Sénior Feminino](#) |
 [Teams - Séniores Masculinos](#) |
 [Teams - Séniores Femininos](#) |
 [Straight list](#) |
 [Lane statistics](#) |
 [Teams statistics](#) |
 [Most aces in a row](#)

This tournament is administrated by [Bangolf Arena](#) version 2.5.0

WMF Gold Sponsors



SEC Portel 2018 - Matchplay

Updated: 2018-08-11 16:36

Get new pages automatically

Tournament Director:
Wil van Disseldorp

Referees:
Wil van Disseldorp (Head) (NED)
Peter Burri (SUI)
Henrique Sousa (POR)

Jury:
Daniel Langenes (Head) (SWE)
Karl Lakos (AUT)
Joonatan Reunavuori (FIN)

Penalties:
Stefan Viberg, 2^oround, lane 12, MisBehaviour
Linda Lundberg, 3^o round, lane 18, MisBehaviour

[Click Here to see the Strokeplay Qualification](#)



























































































Files


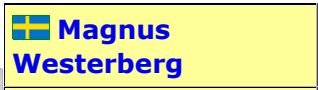
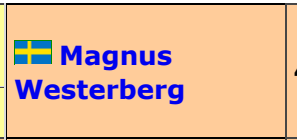




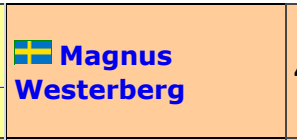









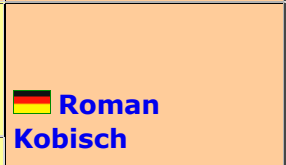






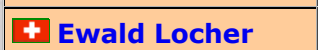




Matchplay Lanes: [Click Here](#)

Result

























































[Senior Men](#) | [Senior women](#) | [Matches](#) | [Most aces in a row](#)

Senior Men

	16 - part-final	R1	8 - part-final	R2	Quarter-final	R3	Semi-final	R4	Final	R5	Winner
	 Fredrik Wallin	0	 Curd Jurgens	4	 Robert Kullick	2	 Markus Janssen	5	 Markus Janssen		
	 Curd Jurgens	6	 Curd Jurgens	4							
	 Reinhard Schuster	1	 Robert Kullick	5							
	 Robert Kullick	6	 Robert Kullick	5							
	 Daniel Agren	1	 Adriano Steiner	4	 Markus Janssen	4	 Markus Janssen	5	 Markus Janssen		
	 Adriano Steiner	4	 Adriano Steiner	4							
	 Markus Janssen	6	 Markus Janssen	5							
	 Morgan Munter	3	 Markus Janssen	5							
	 Josef Vozar	5	 Josef Vozar	4	 Josef Vozar	2	 Markus Janssen	5	 Markus Janssen		
	 Jaroslav Rehak	3	 Josef Vozar	4							
	 Magnus Martensson	4	 Magnus Martensson	4							
	 Kamil Rous	4	 Magnus Martensson	4							
	 Harald Exl	4	 Harald Exl	6	 Harald Exl	4	 Harald Exl	2	 Markus Janssen		
	 Jukka Reunavuori	2	 Harald Exl	6							
	 Tim Clasen	4	 Tim Clasen	3							
	 Marko Nuotio	2	 Tim Clasen	3							
	 Stefan Viberg	7	 Stefan Viberg	1	 Jiri Rimpler	3	 Mikael Karlsson	2	 Roman Kobisch		
	 Jori Pasanen	0	 Stefan Viberg	1							
	 Jiri Rimpler	6	 Jiri Rimpler	7							
	 Egon Stingl	4	 Jiri Rimpler	7							
	 Stanislav Stanek	1	 Luca Gavazzi	1	 Mikael Karlsson	4	 Mikael Karlsson	2	 Roman Kobisch		
	 Luca Gavazzi	5	 Luca Gavazzi	1							
	 Mikael Karlsson	6	 Mikael Karlsson	8							
	 Michael Neuland	3	 Mikael Karlsson	8							

		6		4		4		7	
		3							
		3		2					
		1							
		2		3		6			
		5							
		8		3					
		0							
							3:rd - 4:th		
								5	
								4	

[Senior Men](#) | [Senior women](#) | [Matches](#) | [Most aces in a row](#)

Senior women														
	8 - part-final	R1	Quarter-final	R2	Semi-final	R3	Final	R4	Winner					
	 Linda Lundberg	4	 Linda Lundberg	4	 Linda Lundberg	5	 Linda Lundberg	7	 Linda Lundberg					
	 Inger Eriksson	0	 Linda Lundberg	4										
	 Nicole Warnecke	7	 Nicole Warnecke	1										
	 Tuula Morck	1	 Nicole Warnecke	1										
	 Claudia Schuster	2	 Eva Reilander	4										
	 Eva Reilander	6	 Eva Reilander	4										
	 Sabine Hammerschmidt	5	 Sabine Hammerschmidt	7										
	 Carina Smeds	1	 Sabine Hammerschmidt	7										
	 Alexandra v. d. Knesebeck	6	 Alexandra v. d. Knesebeck	8	 Alexandra v. d. Knesebeck	2	 Alice Kobisch	3						
	 Anna Rotzer	2	 Alexandra v. d. Knesebeck	8										
	 Annelie Lundell	2	 Bernice Thors	0										
	 Bernice Thors	8	 Bernice Thors	0										
	 Claudia Anderegg	5	 Claudia Anderegg	3										
	 Johanna Knotzer	5	 Claudia Anderegg	3										
	 Alice Kobisch	7	 Alice Kobisch	5										
	 Katrin Nydegger	3	 Alice Kobisch	5										
									3:rd - 4:th				3:rd	
									 Sabine Hammerschmidt	0			 Alexandra v. d. Knesebeck	
									 Alexandra v. d. Knesebeck	5				

[Senior Men](#) | [Senior women](#) | [Matches](#) | [Most aces in a row](#)

This tournament is administrated by [Bangolf Arena](#) version 2.5.0